REF MO-A mailing instructions

for exempt human specimens with MO-5 bio-specimen bag

After you've completed your sample collection, follow the instructions below to return your sample.



Place your tightly capped, collected sample into the bio-specimen bag.

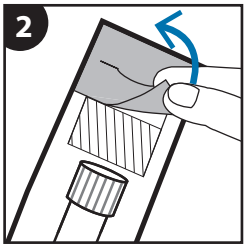

Seal the bio-specimen bag by removing the tape liner and folding over the exposed adhesive strip.



Place the sealed bio-specimen bag (containing your sample) into the bubble bag.

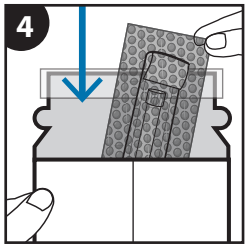

Place the bubble bag into the cardboard envelope.

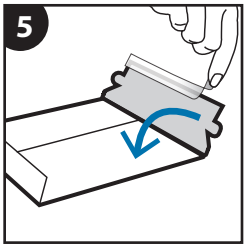

Seal the cardboard envelope by removing the white liner.

Add postage and address as needed.

Some DNA Genotek products may not be available in all geographic regions.
All DNA Genotek protocols, white papers and application notes, are available in the support section of our website at www.dnagenotek.com.

PD-PR-104 Issue 3/2018-06
© 2018 DNA Genotek Inc., a subsidiary of OraSure Technologies, Inc., all rights reserved.

www.dnagenotek.com • support@dnagenotek.com

DNAgenotek