

Intended use/purpose: For the collection of human DNA from saliva samples.

Intended user: This product is intended for use in adults.

Contents: 1 kit containing stabilizing liquid.

Warnings and precautions: Wash with water if stabilizing liquid comes in contact with eyes or skin. Do NOT ingest. See MSDS at www.dnagenotek.com.

Small cap may pose a choking hazard.

Report any serious incident to DNA Genotek and the competent authority in your country.

Storage: 15°C/ 30°C (59°F/ 86°F)

Summary and explanation of the kit:















Oragene•DNA is a self-collection kit that provides the materials and instructions for collecting and stabilizing saliva specimens.

Collection precautions:

Do NOT eat, drink, smoke, or chew gum for 30 minutes before giving your saliva sample.

Do NOT remove the plastic film from the funnel lid.

Label legend:

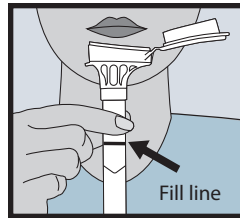
	Flammable liquid
	Catalog number
	CE marking
	In vitro diagnostic medical device
	UKCA marking
	Do not re-use
	Consult package insert
	Caution, consult instructions for use
	Manufacturer
	European Authorized Representative
	Swiss Authorized Representative
	Collect saliva by (Use by)
	Lot number
	Unique Device Identifier
15 °C/ 30 °C 59 °F/ 86 °F	Storage instructions

USER INSTRUCTIONS

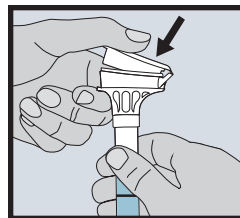
Read all instructions prior to collection.

Procedure:

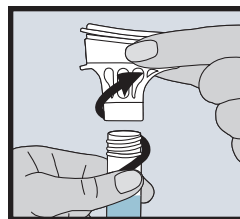
Most people take between 2 and 5 minutes to deliver a saliva sample following steps 1 to 5.



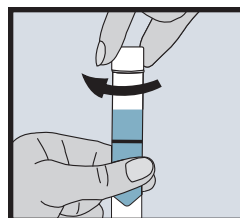
- 1 Spit into funnel until the amount of liquid saliva (not bubbles) reaches the Fill line shown in picture #1.



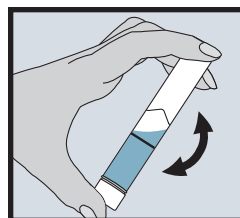
- 2 Hold the tube upright with one hand. Close the funnel lid with the other hand (as shown) by firmly pushing the lid until you hear a loud click. The liquid in the lid will be released into the tube to mix with the saliva. Make sure that the lid is closed tightly.



- 3 Hold the tube upright. Unscrew the funnel from the tube.



- 4 Use the small cap to close the tube tightly.



- 5 Shake the capped tube for 5 seconds. Discard or recycle the funnel.