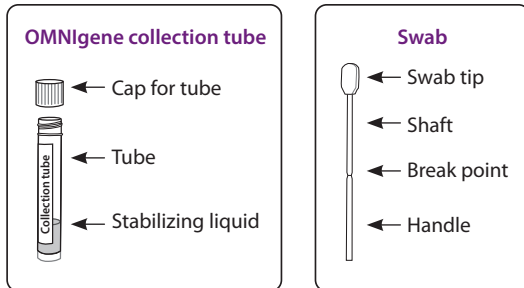


Read all instructions prior to collection



Preparation:

Collect tongue samples following the recommendations provided by the researcher.

Warnings and precautions:








- If you present with oral lesions or bleeding talk to your health care professional before using this collection kit.
- Do NOT spill the stabilizing liquid in the collection tube.
- Wash with water if stabilizing liquid comes in contact with eyes or skin. Do NOT ingest.
- Do NOT lay the swab tip down or touch any other surface once it is removed from the packaging.
- Do NOT eat, drink, smoke or chew gum for 30 minutes before giving your sample.
- Small items may pose a choking hazard.

Storage: Room temperature storage pre- and post-collection 15°C to 25°C (60°F to 78°F).

Summary and explanation of the kit:

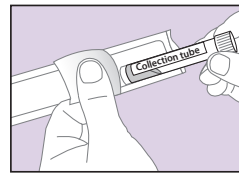
OMNigene-ORAL for tongue provides the materials and instructions for collecting and stabilizing microbial DNA and RNA from a tongue sample.

Label legend:

-  Consult package insert
-  Collect sample by (Use by)
-  Catalog number
-  Do not reuse
-  Caution, consult instructions for use
- 15°C / 25°C Storage instructions
- 60°F / 78°F
-  Manufacturer
-  Lot number

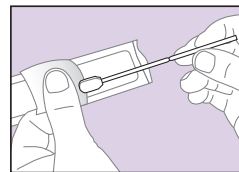
USER INSTRUCTIONS

Procedure:



- 1** Locate the **OMNigene collection tube** containing stabilizing liquid and remove the tube from the packaging.

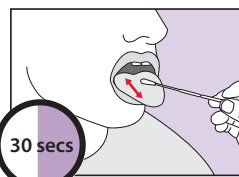
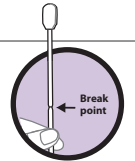
Set the tube aside on a clean surface for later use.



- 2** Remove the swab from the packaging using the handle.

IMPORTANT:

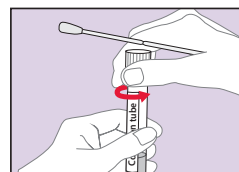
Hold the swab only by the handle. Do NOT touch swab above the break point.



- 3** Rub the tongue for a minimum of 30 seconds. Avoid rubbing the teeth.

IMPORTANT:

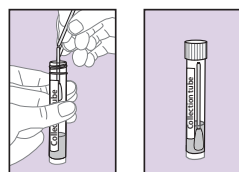
Do NOT bend swab during collection.



- 4** While still holding the swab in one hand, carefully unscrew the cap from the collection tube with stabilizing liquid.

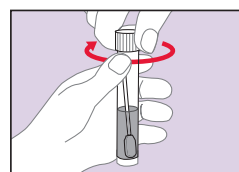
IMPORTANT:

Do NOT spill the stabilizing liquid in the tube. Do NOT touch the swab tip to any other surface.



- 5** Immediately insert the swab into the bottom of the tube and snap the shaft off at the break point.

The swab tip remains in the tube of liquid.



- 6** Tightly screw the cap back onto the tube.

Discard packaging and swab handle in the garbage.

Send the sample for processing following the delivery instructions supplied by the kit provider.

Ship in accordance to applicable regulations covering transport of biological specimens. See MSDS at www.dnagenotek.com

For Research Use Only

Not for use in diagnostic procedures

DNAgenotek



Superior samples
Proven performance

Made in Canada
DNA Genotek Inc.
3000 - 500 Palladium Drive
Ottawa, ON, Canada K2V 1C2

Toll-free (North America): 1.866.813.6354
Tel.: +1.613.723.5757 • Fax: +1.613.723.5057
info@dnagenotek.com
www.dnagenotek.com

OMNigene®-ORAL is For Research Use Only, not for use in diagnostic procedures.

*OMNigene is a registered trademark of DNA Genotek Inc.

Some DNA Genotek products may not be available in all geographic regions, contact your sales representative for details. All DNA Genotek protocols, white papers and application notes, are available in the support section of our website at www.dnagenotek.com.

Patent (www.dnagenotek.com/legalnotices)

© 2020 DNA Genotek Inc., a subsidiary of OraSure Technologies, Inc., all rights reserved.
PD-PR-00760 Issue 2/2020-03