

## OA-400 DNA Collection Instructions For Research Use Only

**Animal should not eat for 30 minutes or drink for 10 minutes before saliva collection.**

**Do not scrape the animal's teeth or cheek with the sponges.**

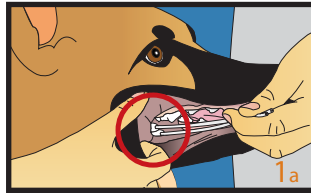
**Do not allow the animal to chew or bite the sponges.**

### Preparation:

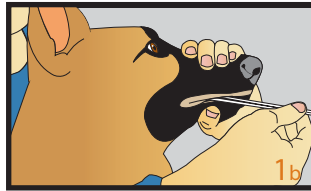
Hold the two sponges together for the collection. For best results, obtain as much saliva as possible following the steps below:

- 1a** Place the two sponges in animal's mouth at the cheek pouch as shown in Figure 1a.

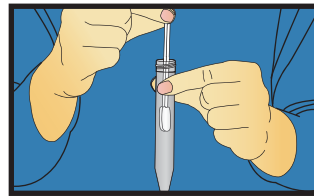
Collect saliva for 30 seconds by moving sponges and mopping saliva where it naturally pools (in the cheek pouch and under the tongue).



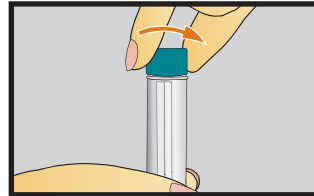
- 1b** (Optional) Some animals may be easier to collect from by holding their mouth closed as shown and leaving the sponges in the cheek pouch for up to 60 seconds.



- 2** Remove sponges from animal's mouth trying not to scrape teeth and lips.
- 3** Pick up collection tube, remove cap and place sponges in tube.



- 4** Keep the sponges in the tube and use the cap to re-close the tube tightly.



- 5** Shake the capped tube vigorously for 10 seconds.

